



NEW ARRIVALS 2026!



Beauty That Inspires Confidence

EXTERIOR DOORS

Touch and feel the difference.

Exterior Doors Catalogue 2026. Edition 1

Experience isn't about age.

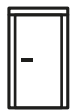
It's the number of mistakes we no longer make.

Who are CAL doors for?

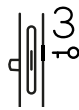
- **For the conscious.** Effortlessly stylish, distinctly feminine, and wonderfully practical. Because you shouldn't have to choose between beauty, security, and comfort.
- **For the demanding.** A door is more than décor; it's your home's shield and outer covering. That is why function is every bit as important as form.
- **For people who appreciate easy choices.** This is an all-inclusive door, with every essential feature already built into the standard package.
- **For visionaries** — those who think in terms of years rather than moments. If you want to influence the design, we will craft it side by side.
- **For those who value peace of mind.** Up to 5 years' warranty and support even after more than a decade (Door Clinic).

Responsibility at CAL has been a long-standing practice for over 40 years.

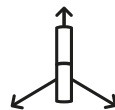
You choose beauty - we provide the technology.



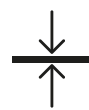
A prehung and pre-finished door



A three-point lock



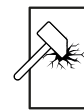
Four 3D adjustable hinges



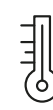
A low-profile threshold



Certified antiburglary class



Antiburglary P4 class glass in a triple-glazed IGU



Certified thermal parameters (U_d)

Take your time.

Design your own door to look great both inside and out.



At CAL Real Doors, we believe choosing the perfect door should be an experience as thoughtful as your home itself. Explore a world of possibilities—select the model, finish, and details that best reflect your taste and lifestyle. Your custom door will not only make a striking first impression from the outside but will also add harmony and elegance to your interior spaces.

Craft the entrance you've always imagined, with every detail tailored to your vision. True luxury is personal.



**Have you picked your door yet?
Now you can try your CAL door
on in your home in 3D.**

Augmented Reality – Exceptional 3D Modelling Technology

Try the door on in your home in 3D thanks to the exceptional augmented reality technology that you can display on your smartphone. Just scan the QR code, choose a model and try it on virtually.

You may share the effect with your partner or your family.

Selected Work


The entrance to your house is a space for your invention.
The door needs not match the windows and the gates.




Project 4/1/26-I | Model: Sydney | Colour: RAL 5012 (oak)




Project 4/2/26-I | Model: Brisbane | Colour: RAL 6021 (oak)



Project 4/3/26-I | Model: Made-to-Order |
Colour: Cleat Oiled (knotty oak)



Project 4/4/26-I | Model: Manaslu |
Colour: RAL 6005 (oak)



Project 4/5/26-I | Model: Jagienka |
Colour: Quartzite slate (K.Black)



Project 5/1/26-I | Model: Custom-Made | Colour: Winchester (oak)



Project 5/2/26-I | Model: Roś | Colour: RAL 7044 (oak)



Project 5/3/ 26-I | Model: Makalu | Colour: RAL 5002 (oak)



Project 5/4/26-I | Model: Sydney | Colour: Anthracite (oak)



Project 5/5/26-I | Model: Custom-Made | Colour: Winchester (oak)



Project 5/6/26-I | Model: Dragon | Colour: RAL 6005 (oak)



Project 6/1/ 26-I | Model: Manaslu | Colour: RAL 6034, Bluish (oak) | Exterior: Door Casing (p. 63)



Project 6/2/ 26-I | Model: Hippolita |
Colour: Oiled Winchester (knotty oak)



Project 6/3/ 26-I | Model: Wiktorja |
Colour: RAL 5002 (oak)



Project 6/4/ 26-I | Model: Sydney | Colour: RAL 9003 (oak)

Alu-wood maintenance-free door. No canopy.



Project 7/1/26-I | Model: Megacal |
Colour: AR-RAL7016-FS (aluminium cladding)



Project 7/2/26-I | Model: Sydney | Colour: RAL 5024 (oak)



Project 7/3/26-I | Model: Lhoise | Colour: RAL 9005 (oak)



Project 7/4/26-I | Model: Jagienka NTP | Colour: Clear
(knotty oak)



Project 7/5/26-I | Model: Kingston | Colour: RAL 1021 (oak)



Project 7/6/26-I | Model: Roś | Colour: RAL 5007 (oak)

How to Choose an Ideal Door

A shortcut *to a few terms used throughout the catalogue*

Collection

Models of a similar style and structure

Colours

CAL colour chart, RAL & NCS palettes

Dimensions

Our doors are available in practically any dimensions. That includes sidelights and transoms. The door can be up to 2.5m high.

Standards

Model customization in terms of thermal transmittance, air tightness and design (with visible or concealed hinges).

If You Need:

› Security

Choose any door/model



All doors come complete with **Winkhaus multipoint locking hardware, robust hinges, and an anti-pry system** that provides added protection against intruders. Our standard in all of our doors, sidelights, and transoms are **P4-class Insulated Glass Units**. All door series (except for Comfort) are of **the certified RC2 antiburglary class**; this also applies to doors with sidelights and transoms.

› More security

Choose certified class RC3 antiburglary models

Watch how we were shooting at the door.

SAFE

› An Innovative Structure

Choose the Presenta standard



Doors with concealed hinges and flushed on both sides with the door frame or the glazing unit. $U_d < 0.81 \text{ W/m}^2\text{K}$, leaf thickness: 90mm.

Heat

You may choose any door/model



All doors meet the requirements for $U_d < 1.3 \text{ W/m}^2\text{K}$.

- For an **energy-efficient** – house we recommend the Thermo standard (leaf thickness: 78 mm) and the Presenta standard (leaf thickness: 90 mm) in the $U_d < 1.0 \text{ W/m}^2\text{K}$,
- For a **passive** house we suggest the Arctic standard in the $U_d < 0.76 \text{ W/m}^2\text{K}$ ($0.58 \text{ W/m}^2\text{K}$ for reference doors), the leaf thickness: 90 mm,
- For a **passive, certified** house – we recommend the CPH Component Standard, i. e. the doors certified by the Passive House Institute in Darmstadt, Germany.

› Ultradesign

Go Hybrid!

Choose models with an aluminium or stone cladding (quartzite slate or quartz sinter) on the outer side of your door.

To find out more go to page 48.

› Smart home

Choose any model

In all our real doors we can install electronic access and biometric systems that will be compatible with your smart home.

Check out the innovative eKey dLine fingerprint reader on page 64

Standards and Basic Parameters of CAL Doors

T Thermo standard

Do you need a universal door that goes above and beyond? A door that opens up unlimited personalisation possibilities? **Choose a Thermo standard-compliant door.**

A 78 mm thick leaf provides an exceptional, thermal barrier (U_{d} od 0,9 W/m²K)
Standard option

- Selected waterproof plywood
Standard option

- The frames are reinforced with aluminium sections
Standard option

- Two sealing gaskets
Standard option

- Thermal insulation panel
Standard option

- Passive threshold
Standard option

- Thermal Sub-sill Protection (TOP®) eliminates the thermal bridges underneath the door

- Door frame is made of oak or pine glued-laminated timber (65x105 mm profile)
Standard option

- RC2 antiburglary package: three-point locks, four 3D adjustable hinges, anti-pry rebate
Standard option

- Triple-glazed P4 class IGU equals warmth and security. Available in all doors with glazing, in all sidelights and transoms
Standard option

- Four 3D adjustable hinges
Standard option

- Anti-pry rebate
Standard option

- Finished with ecological paints and oil waxes
Standard option
At an extra cost, finished in the unlimited RAL and NCS palette – dual colour or even four colour blocks on one door

- Door accessories (pull bar or handle, keyed antiburglary cylinder lockset, with a range of keyless entry options available)






Project 10/1/26-1 | Model: Gulbin | Colour: Green Oiled (oak)



Project 10/2/26-1 | Model: Kaloipe | Colour: Clear (oak)



Project 10/3/26-1 | Model: Megacal | Colour: AR-RAL9011-FS (aluminium cladding)

Alu-wood maintenance-free door. No canopy.

Compare all CAL doors at a glance.



We invite you to explore our full range of CAL door systems—each designed with exceptional craftsmanship, security, and style.

Discover the details, compare features, and find the perfect match for your home's unique needs.

	T Thermo	A Arctic	P Presenta	CPH CPH Component	SILENT SILENT	SAFE SAFE
Key feature	Energy-efficient	Passive	Concealed hinges	For certified passive houses	Acoustic	Even more security
Leaf thickness in mm	78 mm	90 mm	90 mm	90 mm	78 mm	78 mm
Door frame profile in mm	65 x 105 mm	65 x 105 mm	90 x 88 mm	65 x 105 mm	65 x 105 mm	65 x 105 mm
Lock	Mechanical three-point M 2.1 lock	Automatic three-point AV4D lock	Automatic three-point AV4D lock	Automatic three-point AV4D lock	Mechanical three-point M 2.1 lock	Mechanical five-point M 3.1.1 lock
U_d [W/m²K]	0,9-1,03 (1,17*)	0,76-0,82 (0,96*)	0,81-0,97 (1,11*)	0,68-0,76	1,0	1,0
Antiburglary resistance class	RC2	RC2	RC2	RC2	RC2	RC3
Other important information		U _d = 0,58 for pine reference doors	Patented hinge protection system	Tested in a climatic chamber	RW=41-43 dB	RW=44 dB
Glass	Triple-glazed P4	Triple-glazed P4	Triple-glazed P4	Triple-glazed P4	NA	NA
Timber	Pine/oak	Pine/oak	Pine/oak	Pine	Pine/oak	Oak
Door swing direction	Inward/Outward	Inward/Outward	Inward/Outward	Inward	Inward/Outward	Inward/Outward

Prefer a quick, trusted choice?

Simply select Thermo, our renowned solution that balances outstanding performance, comfort, and timeless design. Whether you love diving into options or want an effortless decision, CAL makes it easy to find the right door for you.

T

THERMO
Energy-efficient

- **Universal** and all-inclusive door, providing the greatest personalisation possibilities
- For all applications
- **Insulated and burglar-resistant. Warm inside. Safe outside.**
- Sidelight and transom options are available
- A door up to 2500 mm high with a full guarantee

A

ARCTIC
Passive

- For passive construction
- Nearly 10 cm thick
- Three sealing gaskets
- Top tightness class
- **Highly insulated and burglar-resistant. Very warm inside. Safe outside.**
- Sidelight and transom options available
- A door up to 2500 mm high with a full guarantee

P

PRESENTA
Concealed hinges

- Just as thick as Arctic
- **Concealed hinges**
- Leaf flushed with the door frame
- Glazing flushed with the leaf and the door frame
- A door up to 2500 mm high with a full guarantee

CPH

CPH Component
Certified Passive

- Designed for certified, passive houses
- Designed for passive construction
- **U_d value refers to the installed door**
- pine wood
- Configuration: inward swing, single or with sidelight(s)
- A door up to 2500 mm high with a full guarantee

SILENT

SILENT
Acoustic

- Ideal as an **interior entrance** door and as an exterior door
- **Perfect acoustic insulation**
- RC2 security class
- Possibility to order the door with an instant bolting, additional lock
- A door up to 2500 mm high with a full guarantee

SAFE

SAFE
Robust, designed for special tasks

- Oak structure
- Reinforced door frames
- Heavy-duty hinges
- Steel sheets underneath the plywood coating
- **Antiburglary fittings, handles and door cylinders are included in the price**
- RC3 security class
- A door up to 2300 mm high with a full guarantee



Vintage Collection



Vintage. A timeless classic. Warmth at its finest.

This is what Vintage door is like.

Designed for women who don't follow trends but define their own style - seeking elegance without sacrificing comfort.

Vintage is like your favorite coat made of fine wool: soft to the touch, solidly constructed, and noble in a form that defies time. It's not a purchase for just one season. It's an investment in quality you can feel with every touch. **Natural wood and handcrafted finishes** give you what matters most at home: the sense that you truly belong. That you are safe.

These doors engulf you with peace and warmth, separating you from the cold and noise of the world with a thick layer of comfort. These doors engulf you with peace and warmth, separating you from the cold and noise of the world with a thick layer of comfort.

Security? It is included in the standard price. Because true class doesn't accept compromises.



Project 12/1/26-I | Model: Sintra | Colour: RAL 3015 (oak)

Vintage is a conscious choice. It is like a beloved coat that never goes out of style and still fits you as if it were made for you.

Timeless, refined elegance that protects your peace.



All doors in this collection are available in 24 ecological colours from the CAL palette. You can choose also any colour from the RAL and NCS palette.

CAL door standards:



Thermo



Arctic



Presenta



CPH Component



SILENT



SAFE





Project 13/1/26-1 | Model: Darwin | Colour: RAL 9003 (oak) | Exterior: Door casing with a solid, wooden trim (p.63)

Features:



RC2 security class



Triple glazed P4 class IGU



Three-point lock



Low profile threshold



View the entire Vintage collection



Door standards available
T
A
P

Sydney

- RAL 5024 (oak) ●
- Skobella pull bar ●
- P4 antiburglary glass ●
- Hinge covers ●



Inner side

Raised inner panel(s) available at an extra cost.



Vintage

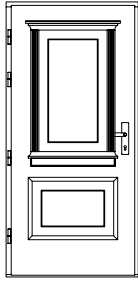
ARCHITECT'S CHOICE

1 The size of the grill and the distance from the upper edge of the leaf remains unchanged for the 2100-2500 mm height range.



- Door standards available
- T
- A
- P
- CPh
- silent
- SAFE

Raised inner panel(s) available at an extra cost.



Inner side

Darwin

- RAL 2012 (oak)
- Verona handle (F8-black)
- Verona rosette (F8-black)
- Hinge covers (F8-black)
- 2-cylinder lock

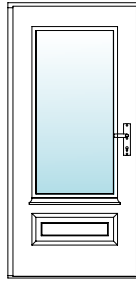
1 The size of the grill and the distance from the upper edge of the leaf remains unchanged for the 2100-2500 mm height range.



- Door standards available
- T
- A
- P

1 Due to the special design of the raised panels, outward-opening doors must be installed no deeper than 110 mm into the wall (the face of the insulated front wall).

Raised inner panel(s) available at an extra cost.

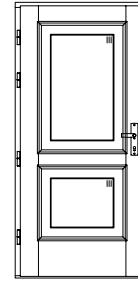


Inner side

Sintra Basic

- Green Oiled (oak)
- Verona handle (F8-black)
- P4 antiburglary glass
- Hinge covers (black)

Raised inner panel(s) available at an extra cost.



Inner side

Manaslu

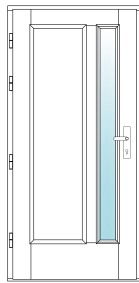
- RAL 5024 (oak)
- Verona handle (F4-old gold)
- Verona rosette (F4-old gold)
- Hinge covers (F4-old gold)
- 2-cylinder lock

- Door standards available
- T
- A
- P
- CPh
- silent
- SAFE



Door standards available
 T
 A
 P

Raised inner panel(s) available at an extra cost.



Inner side

Canberra

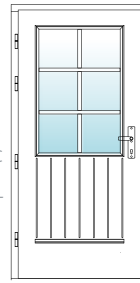
- Clear (oak)
- CAL Primary handle (black)
- P4 antiburglary glass

S
 C
 S



Door standards available
 T
 A
 P

Raised inner panel(s) available at an extra cost.



Inner side

Brisbane

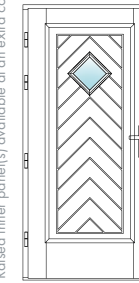
- RAL 7033 (oak)
- Verona handle (F4-old gold)
- Verona rosette (F4-old gold)
- P4 antiburglary glass
- 2-cylinder lock
- Hinge covers (F4-old gold)

C
 C
 S
 C
 C



Door standards available
 T
 A
 P
 CPH

Raised inner panel(s) available at an extra cost.



Inner side

Kingston

- RAL 5012 (oak)
- CAL Primary handle (F6-stainless steel)
- CAL Primary rosette (F6-stainless steel)
- P4 antiburglary glass
- 2-cylinder lock
- Hinge covers (F8-black)

C
 C
 S
 C
 C



Vintage



Door standards available

- T
- A
- P
- CPH
- SILEN
- SAFE



Door standards available

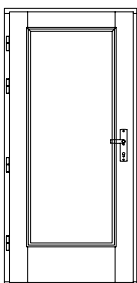
- T
- A
- P
- CPH
- SILEN
- SAFE



Door standards available

- T
- A
- P

Raised inner panel(s) available at an extra cost.



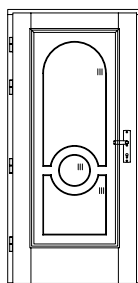
Inner side

Długie

Bongossi Oiled (oak)
 Skobella pull bar RAL 9005
 with a push button
 Hinge covers (black)

-
-
-

Raised inner panel(s) available at an extra cost.



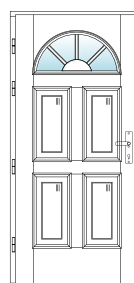
Inner side

Roś

RAL 3015 (oak)
 CLASSICO retro pull bar (F8-black)
 Jupiter Solo half-set handle (F8-black)

-
-
-

Raised inner panel(s) available at an extra cost.




Inner side

Makalu

RAL 5002 (oak)
 CAL Primary handle (F8-black)
 P4 antiburglary glass
 Hinge covers (F8-black)

-
-
-
-

Standard option Extra-cost option

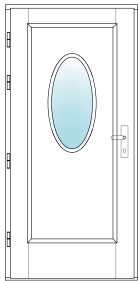


Door standards available

Tiffany glass and Tiffany-style glass. A stained glass unit made using a Tiffany technique or a Tiffany-style technique are an extra-cost option.

- T
- A
- P

Raised inner panel(s) available at an extra cost.

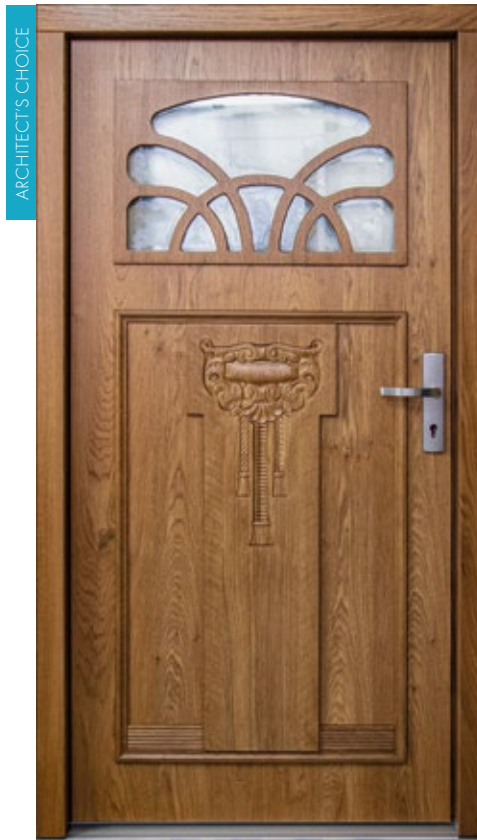


Inner side

Gulbin

- RAL 7012 (oak)
- Verona handle (F8-black)
- Tiffany-style glass unit Blue rose
- P4 antiburglary glass
- Hinge covers (F8-black)

- S
- C
- C
- S
- C

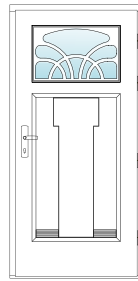


Door standards available

Only frosted laminated glass is available.

- T
- A
- P

Raised inner panel(s) available at an extra cost.



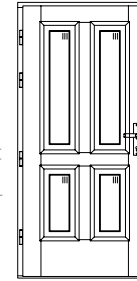
Inner side

Vienna

- Winchester (oak)
- Jupiter handle (F6- stainless steel)
- P4 antiburglary glass

- S
- C
- S

Raised inner panel(s) available at an extra cost.



Inner side

Lhotse

- RAL 9003 (oak)
- Verona handle (F4-old gold)
- Hinge covers (F4-old gold)

- C
- C
- C



Door standards available

- T
- A
- P
- CPI
- stain
- safe

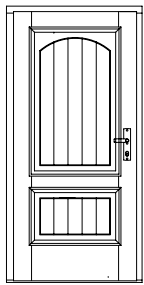


Vintage



- Door standards available
- T
- A
- P
- CPH
- SKEN
- SAFE

Raised inner panel(s) available at an extra cost.



Inner side

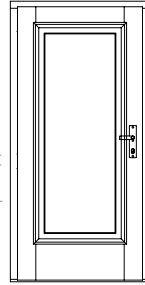
Kent

- RAL 9005 (oak)
- Skobella pull bar
- Polished brass with a push button
- Hinge covers
- Polished brass
- Door knocker



- Door standards available
- T
- A
- P
- CPH
- SKEN
- SAFE

Raised inner panel(s) available at an extra cost.



Inner side

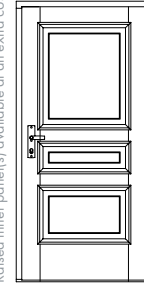
Devon

- RAL 3003 (oak)
- Skobella pull bar
- RAL 9005 with a push button
- Hinge covers RAL 9005



- Door standards available
- T
- A
- P
- CPH
- SKEN
- SAFE

Raised inner panel(s) available at an extra cost.



Inner side

Dorset

- RAL 6034 Bluish (oak)
- Skobella pull bar
- Black nickel with a push button
- Hinge covers Black nickel



Due to the special design of the raised panels, outward-opening doors must be installed no deeper than 110 mm into the wall (the face of the insulated front wall).

Door standards available

- T
- A
- P



Door standards available

- T
- A
- P



Door standards available

- T
- A
- P
- CPh
- SUBN
- SAE

Raised inner panel(s) available at an extra cost.




Inner side

Bristol

- NCS 4020-G30Y (oak)
- Skobella pull bar
- Antique brass matte with a push button
- P4 antiburglary glass
- Hinge covers
- Antique brass matte

-
-
-
-
-
-

Raised inner panel(s) available at an extra cost.



Inner side

Norfolk

- NCS S 2065-R90B (oak)
- Skobella pull bar
- Hammered brass matte with a push button
- P4 antiburglary glass
- Hinge covers
- Hammered brass matte

-
-
-
-
-
-

Raised inner panel(s) available at an extra cost.



Inner side

Rutland

- NCS S 1002-Y50R (oak)
- Skobella pull bar
- Polished brass with a push button
- Hinge covers
- Polished brass

-
-
-
-
-

Standard option Extra-cost option

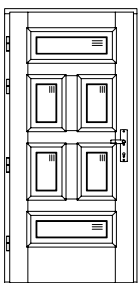


Vintage



- Door standards available
- T
- A
- P
- CPH
- SILENT
- SAFE

Raised inner panel(s) available at an extra cost.



Inner side

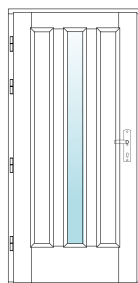
Adelajda

- RAL 6011 (oak)
- Verona handle (F4-old gold)



- Door standards available
- T
- A
- P

Raised inner panel(s) available at an extra cost.



Inner side

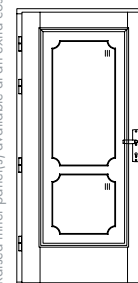
Dhualgiri

- RAL 3020 (oak)
- Skobella pull bar
- RAL 9005 with a push button
- P4 antiburglary glass
- Hinge covers (F8-black)



- Door standards available
- T
- A
- P
- CPH
- SILENT
- SAFE

Raised inner panel(s) available at an extra cost.

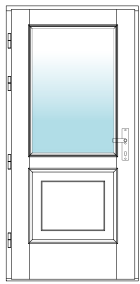


Inner side

Zelwa

- NCS S 1040-B (oak)
- Verona handle (F4-old gold)
- Verona rosette (F4-old gold)
- 2-cylinder lock
- Hinge covers (F4-old gold)

Raised inner panel(s) available at an extra cost.



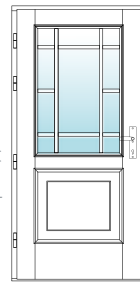
Wiktor Basic

- RAL 7036 (oak)
- Skobella pull bar
- RAL 9005
- P4 antiburglary glass
- Hinge covers (F8-black)

Door standards available



Raised inner panel(s) available at an extra cost.



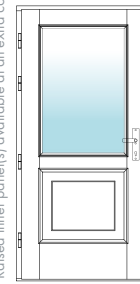
Wiktor

- NCS S 3030-G30Y (oak)
- Skobella pull bar
- RAL 9005
- P4 antiburglary glass
- Hinge covers (F8-black)

Door standards available



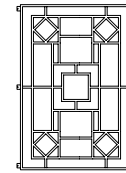
Raised inner panel(s) available at an extra cost.



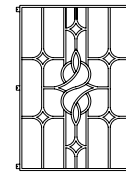
Wiktor Royal

- RAL 6002 (oak)
- Skobella pull bar
- RAL 9005
- P4 antiburglary glass
- Hinge covers (F8-black)

Door standards available



Axis grill




Iris grill

The dimensions of the grill and the distance from the upper edge of the leaf remain unchanged for the 2100-2500 mm height range.






Vintage



Iris grill



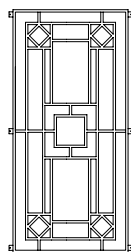
Royal grill



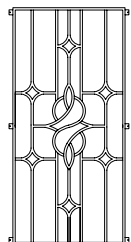
Door standards available

- T
- A
- P

The dimensions of the grill and the distance from the upper edge of the leaf remain unchanged for the 2100-2500 mm height range.



Axis grill



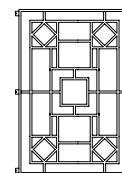
Iris grill




Door standards available

- T
- A
- P


The dimensions of the grill and the distance from the upper edge of the leaf remain unchanged for the 2100-2500 mm height range.



Axis grill



Royal grill



NEW

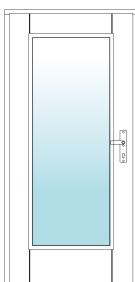
Door standards available

- T
- A
- P

The dimensions of the grill and the distance from the upper edge of the leaf remain unchanged for the 2100-2500 mm height range.



Raised inner panel(s) available at an extra cost.



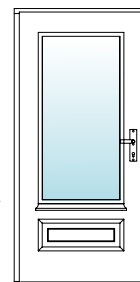
Inner side

Długie Glass Axis

- Winchester Oiled (knotty oak)
- P4 antiburglary glass
- Verona handle (F8-black)
- Hinge covers (F8-black)

-
-
-
-

Raised inner panel(s) available at an extra cost.



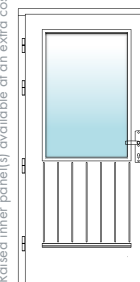
Inner side

Sintra Royal

- RAL 1013 (oak)
- P4 antiburglary glass
- Skobella pull bar
- Antique brass matte

-
-
-

Raised inner panel(s) available at an extra cost.



Inner side

Brisbane Iris

- RAL 3002 (oak)
- P4 antiburglary glass
- Skobella pull bar RAL 9005
- Hinge covers (F8-black)

-
-
-
-

Standard option Extra-cost option



Project 23/1/26-I | Model: Kent | Colour: RAL 5002 (oak) | Exterior: Casing with a solid wooden trim and a crown (p. 63)



Project 23/2/26-I | Model: Sintra Royal | Colour: RAL 1013 (oak)



Knight Collection

A modern armour. A character that commands respect.

The Knight Collection is the essence of strength. For women who treat their home like a fortress, but refuse to compromise on sophisticated style.

These doors are **like an original designer coat:** precise cuts, a noble base and eye-catching metal details.

The combination of warm, natural wood with cool, flawless stainless steel creates the perfect duo. It is not a mere decoration – it is a statement. Here, the design is a declaration of independence and originality. Steel embellishments and engineering precision are your modern shield. Solid, reliable, ready for the challenges of everyday life.



The Knight Collection is the choice for women who appreciate clear rules. Clean lines, no unnecessary frills, top quality.

The Knight Collection. Your personal comfort zone in a masterful cut.



All doors in this collection are available in 24 ecological colours from the CAL palette. You can choose also any colour from the RAL and NCS palette.



Project 24/1/26-1 | Model: Mszczuj 4s | Colour: RAL 9005 (oak) | Inlays: Stainless steel

CAL door standards:



Thermo



Arctic



Presenta



CPH Component



SILENT



SAFE





Project 25/1/26-1 | Model: Jagienka | Colour: Winchester (knotty oak)

Features:



RC2 security class



Triple glazed P4 class IGU



Three-point lock



Low profile threshold



View the entire Knight Collection

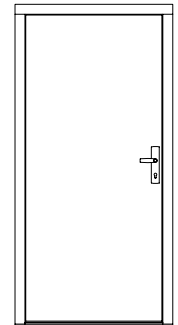


Door standards available

- T
- A
- P
- CPH
- SILENT
- SAFE

Jagienka

- Winchester Oiled (knotty oak) ●
- Rectangular pull bar (RAL 9005) ●
- Jupiter Solo handle (F8-black) ●
- Hinge covers (F8-black) ●



Inner side



Door standards available

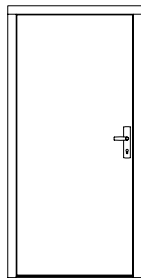
T **A** **P**



Inner side
Interior trim - stainless steel frame

Saladyn

- RAL 6011 (oak)
- Rectangular pull bar (RAL 9005)
- Jupiter handle (F8-black)
- P4 antiburglary glass
- Hinge covers (F8-black)



Inner side

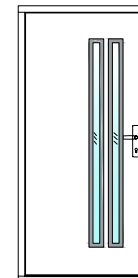
Walkiria

- Clear Oiled (oak)
- Metal inlay (F8-black)
- RAL 9005 concealed pull bar with an electric switch
- Jupiter handle + ring escutcheon (F8-black)



Door standards available

T **A** **P** **CPH**



Inner side
Interior trim - stainless steel frame

Florian

- RAL 7033 (oak)
- Metal inlay (F8-black)
- CAL Basic handle (black)
- CAL Basic rosette (black)
- P4 antiburglary glass
- 2-cylinder lock
- Hinge covers (F8-black)



Door standards available

T **A** **P**



Door standards available

- T
- A
- P
- CPH
- silent
- SAFE



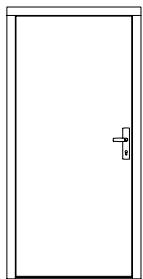
Door standards available

- T
- A
- P



Door standards available

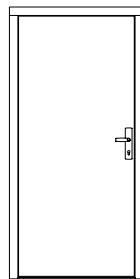
- T
- A
- P



Inner side

Agawa

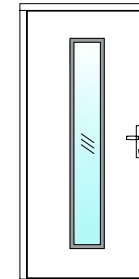
- RAL 9005 (door frame) S
- Bongossi Oiled (knotty oak) (leaf) O
- Q10 pull bar (RAL 9005) O
- Jupiter Solo handle (F8-black) O
- Metal inlays (RAL 9005) S



Inner side

Antiopa

- Burford | Greyish (oak) S
- Concealed pull handle (RAL 9005) S
- Metal inlay (RAL 9005) O
- Jupiter half-set handle (F8-black) O
- Hinge covers (F8-black) O



Inner side
Interior trim - stainless steel frame

Asteria

- Red (oak) S
- PROFILO-02 pull bar (F8-black) O
- Jupiter half-set handle (F8-black) O
- One-way mirror O
- Hinge covers (F8-black) O



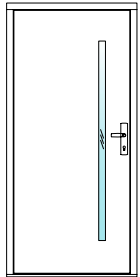
Knight

Color of the year 2026



Door standards available

- T
- A
- P



Inner side

Longinus

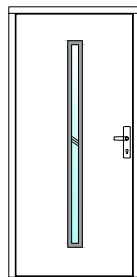
- Cloud Dancer NCS 11-4201 (oak)
- Oxide Perla Quartz sinter embellishment
- CAL Basic handle (F8-black)
- P4 antiburglary glass
- Hinge covers (F8-black)

- ⊙
- ⊙
- ⊙
- ⊙
- ⊙



Door standards available

- T
- A
- P



Inner side
Interior trim - stainless steel frame

Zyndram

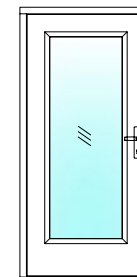
- RAL 6010 (oak)
- Metal inlays (F8-black)
- Jupiter handle (F8-black)
- P4 antiburglary glass

- ⊙
- ⊙
- ⊙
- ⊙



Door standards available

- T
- A
- P



Strona wewnętrzna
Ramka drewniana

Jagienka Maxglass

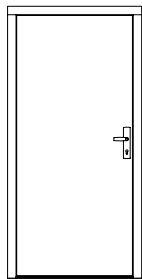
- RAL 6034 | Bluish (oak)
- CAL Basic handle (F8-black)
- P4 antiburglary glass

- ⊙
- ⊙
- ⊙



Door standards available

T A P



Inner side

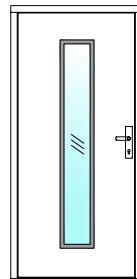
Hippolita

- NCS S 3060-R20B (oak)
- Concealed pull handle (RAL 9005)
- Metal inlay (RAL 9005)
- Jupiter half-set handle (F8-black)



Door standards available

T A P



Inner side
Interior trim - stainless steel frame

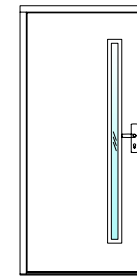
Zawisza

- RAL 9005 (oak)
- PROFILO-02 pull bar
- Metal inlays (F6-stainless steel)
- Jupiter handle (F6-stainless steel)
- P4 antiburglary glass
- Hinge covers (F6-stainless steel)



Door standards available

T A P



Inner side
Wooden frame

Dragon

- Winchester Oiled (knotty oak)
- PROFILO-02 Rectangular pull bar
- (F8-black)
- Jupiter handle (F8-black)
- P4 antiburglary glass
- Hinge covers (F8-black)



Kolora

Kolora Collection



Your house. Your colour. Express yourself without words.

Because sometimes all it takes is a single colour to make you feel you have the strength to take on the whole world — starting right outside your own front door.

The Kolora Collection is for women who know that colour is energy. That the right shade can give you courage and lift your spirits before you even step outside.

These doors are **like the perfect trench coat in your favourite colour**: striking yet functional. The kind you put on not just to shield yourself from the daily grind, but to feel better, more confident, more like yourself. **Kolora gives you complete freedom of choice** — you decide on the shade, character and finish. It's your palette, your story, your energy.

This collection responds to the need for expression and joy. It allows you to create an entrance that says from the very first glance: someone who is aware of their needs lives here.

The Kolora collection combines style with practicality. It is beautiful, but also durable, comfortable and designed for everyday use.

Create an entrance that, from the very first glance, says: someone who knows what they want lives here. The courage to be yourself.



All doors in this collection are available in 24 ecological colours from the CAL palette. You can choose also any colour from the RAL and NCS palette.



Project 30/1/26-1 | Model: Rufa | Colour: RAL 6034 (oak)

CAL door standards:



Thermo



Arctic



Presenta



CPH Component



SILENT



SAFE





Project 31/1/26-1 | Model: Smeralda | Colour: RAL 5021 (oak)

Features:



RC2 security class



Triple glazed P4 class IGU



Three-point lock



Low profile threshold



View the entire Kolora Collection



Door standards available


- T
- A
- P
- CPH
- 3P
- 3P
- 3P

Smeralda

RAL 6028 (oak) ●

CAL Primary handle (black) ●

Hinge covers (F8-black) ●



Inner side

Routing grooves on the inner side available at an extra cost.



- Door standards available
- T
 - A
 - P
 - CPH
 - SILEN
 - SAFE

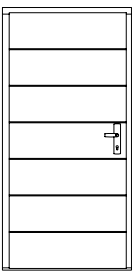


- Door standards available
- T
 - A
 - P



- Door standards available
- T
 - A
 - P
 - CPH
 - SILEN
 - SAFE

Routing grooves on the inner side available at an extra cost.

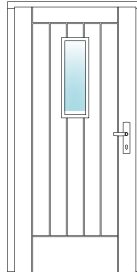


Inner side

Blanka

- RAL NCS S 1575-R10B (oak)
- PROFILO-02 pull bar black
- Solid Solo handle (F8-black)
- Hinge covers (F8-black)

Routing grooves on the inner side available at an extra cost.

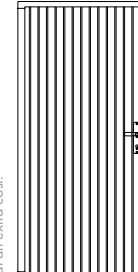


Inner side

Blua

- RAL 1013 (oak)
- Verona handle (F8-black)
- P4 antiburglary glass
- Hinge covers (F8-black)

Routing grooves on the inner side available at an extra cost.



Inner side

Hela


- RAL 9005 (oak)
- PROFILO-02 pull bar (F6-stainless steel)
- Solid Solo handle (F6-stainless steel)
- Hinge covers (F6-stainless steel)



Door standards available

- T
- A
- P
- CPH
- SILENT
- SAFE

Routing grooves on the inner side available at an extra cost.



Inner side

Rufa

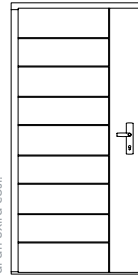
- RAL 6034 (oak)
- Verona handle (F8-black)
- Verona rosette (F8 black)
- 2-cylinder lock
- Hinge covers (F8-black)



Door standards available

- T
- A
- P
- CPH
- SILENT
- SAFE

Routing grooves on the inner side available at an extra cost.



Inner side

Flava

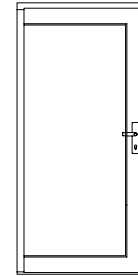
- RAL 6021 Greenish (oak)
- CAL Basic handle (black)
- Hinge covers (F8-black)



Door standards available

- T
- A
- P
- CPH
- SILENT
- SAFE

Routing grooves on the inner side available at an extra cost.



Inner side

Bruna

- RAL 5019 (oak)
- PROFILO-02 pull bar (F8-black)
- Solid Solo handle (F8-black)
- Hinge covers (F8-black)



Idyll

Idyll Collection

So natural. So serene. So perfectly in tune with you.

The **Idyll collection** was born out of a longing for harmony. For women who long for a home that is a sanctuary – a place of tranquillity, free from excess and haste.

These doors are **like a thick coat of fine linen**: simple in form, natural to the touch, breathable and durable. **Crafted from wood**, they draw on tradition yet incorporate modern technology that discreetly and effectively ensures your safety.

Idyll does not shout. It engulfs you. Inspired by the mythological Muses, it brings a symbolic dimension of care into the interior. It shields you from the world, giving you the luxury of peace. Just like the linen coat you put on to feel at ease, safe and true to yourself.



*It's a conscious choice – a return to your roots, but on your own terms. **Idyll. True luxury is peace of mind.***

NOTE: Double-sided cladding made from 4 mm veneer, milled. The number of milled sections depends on the height of the door.



All doors in this collection are available in 25 ecological colours from the CAL palette. You can choose also any colour from the RAL and NCS palette.



Project 34/1/26-I | Model: Nessa | Colour: Golden oak (knotty oak)

CAL door standards:



Thermo



Arctic



Presenta



CPH Component



SILENT



SAFE





Project 35/1/26-1 | Model: Arche | Colour: RAL 5024 (oak)

Features:



RC2 security class



Triple glazed P4 class IGU



Three-point lock



Low profile threshold







View the entire Idyll Collection

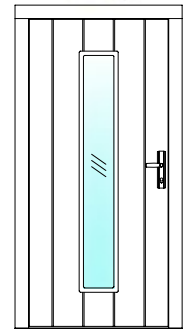


Door standards available



Arche

- RAL 6021 | Greenish (oak) 
- PROFILO-02 F8 pull bar (F8-black) 
- Jupiter handle (F8-black) 
- P4 antiburglary glass 



Inner side



Idyll



Door standards available

- T
- A
- P




Door standards available

- T
- A
- P



Door standards available

- T
- A
- P
- CPH
- silent
- safe



Inner side

Euterpe

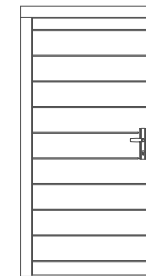
- Clear Oiled (oak)
- Aluminium door frame cladding (RAL 9005)
- Option available in all collections at an extra charge
- Concealed pull handle (RAL 9005)
- Metal inlay (RAL 9005)
- Jupiter half-set handle (F8-black)



Inner side

Dafne

- Bleached (oak)
- Jupiter handle (F8-black)
- Dark Grey P4 antiburglary glass



Inner side

Talia

- Winchester (knotty oak)
- Q10 pull bar with LED backlight (F6 -stainless steel)
- Metal inlay (F6-stainless steel)
- Jupiter half-set handle (F6-stainless steel)

Standard option Extra-cost option

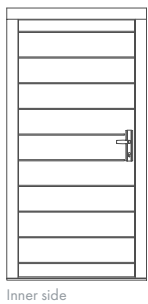


Door standards available

T

A

P



Inner side

Klio

- Teak (oak)
- Aluminium door frame cladding (RAL 9005)
- Option available in all collections at an extra charge
- Concealed pull handle (RAL 9005)
- Metal inlay (RAL 9005)
- Jupiter half-set handle (F8-black)



Door standards available

T

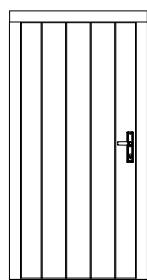
A

P

CPH

SILENT

SAFE



Inner side

Erato

- Clear Oiled (knotty oak)
- Q10 pull bar with fingerprint reader (F8-black)
- Aluminium door frame cladding (RAL 9005)
- Option available in all collections at an extra charge
- Slim Solo handle (F6-stainless steel)
- eAV4 lock



Door standards available

T

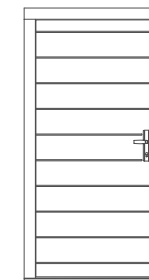
A

P

CPH

SILENT

SAFE



Inner side

Nessa

- Golden oak (knotty oak)
- Profilo C Integrated pull bar (RAL 9005)
- Solid Solo handle (F8-black)



Musical


Musical Collection

Your rhythm. Your style. A home with character.

The **Musical Collection** is the pure joy of being yourself. For women who know that classic doesn't have to be boring – it can have a rock 'n' roll soul.

These doors are **like your favourite leather jacket**: they give you that special kind of ease and confidence you feel when you look simply brilliant in something. Striking, black embellishments and Dark Grey glazing create perfect harmony with natural wood.

It's a design that pulsates with energy. Just as your favourite jacket protects you from the wind, so these doors form a solid barrier behind which you can breathe freely. They are sturdy, yet not overwhelming. They wrap you in the kind of confidence you get from slipping on something that makes you look - and feel - remarkable.



Project 38/1/26-I | Model: Ray | Colour: RAL 3002 (oak)



The Musical Collection is an uncompromising choice. Bold elegance that doesn't need to pretend to be anything else.

The Musical Collection. A style icon. A character that inspires confidence.



All doors in this collection are available in 24 ecological colours from the CAL palette. You can choose also any colour from the RAL and NCS palette.

CAL door standards:



Thermo



Arctic



Presenta



CPH Component



SILENT



SAFE





Project 39/1/26-1 | Model: James | Colour: Winchester knotty oak

Features:



RC2 security class



Triple glazed P4 class IGU



Three-point lock



Low profile threshold



View the entire Musical Collection

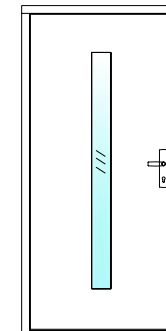


Door standards available



Brian

- RAL 6034 | Bluish (oak) S
- Metal inlay (RAL 9005) S
- PROFILO-02 C pull-bar (black) P
- Jupiter handle (F8-black) P
- Dark Grey P4 antiburglary glass S
- Hinge covers (F8-black) P



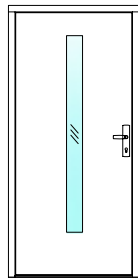
Inner side



Musical



Door standards available
T A P



Inner side

Robert

Winchester (oak)

Metal inlay (RAL 9005)

Jupiter handle (F8-black)


Kick plate (RAL 9005)

Dark Grey P4 antiburglary glass

Hinge covers (F8-black)



Door standards available
T A P



Inner side

Jimi

Anthracite Oiled (oak)

Metal inlay (RAL 9005)

Jupiter handle (F8-black)

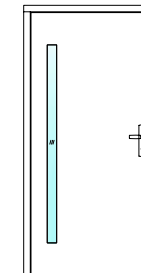
Kick plate (RAL 9005)

Dark Grey P4 antiburglary glass

Hinge covers (F8-black)



Door standards available
T A P



Inner side

Aretha

Oiled (knotty oak)

Metal inlay (RAL 9005)

Jupiter handle (F6-stainless steel)

Dark Grey P4 antiburglary glass

Hinge covers (F8-black)





Door standards available

T **A** **P**



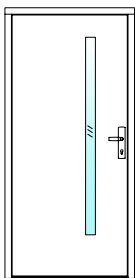
Door standards available

T **A** **P**



Door standards available

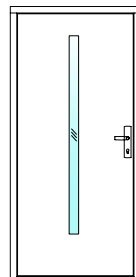
T **A** **P** **CPH** **silver** **safe**



Inner side

Linda

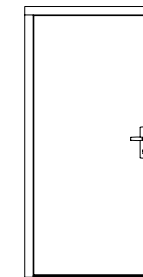
- RAL 3020 (oak)
- Metal inlay (RAL 9005)
- Jupiter handle (F8-black)
- Kick plate (RAL 9005)
- Dark Grey P4 antiburglary glass
- Hinge covers (F8-black)



Inner side

James

- Oiled (knotty oak)
- Metal inlay (RAL 9005)
- RAL 9005 door frame
- Jupiter handle (F8-black)
- Kick plate (RAL 9005)
- Dark Grey P4 antiburglary glass



Inner side

Eric

- RAL 6002 (oak)
- Metal inlay (RAL 9005)
- Q10 pull bar (RAL 9005)
- Ring eschutcheon (F8-black) and Jupiter handle (F8)
- Hinge covers (F8-black)



AluTherm

AluTherm Collection

Safe, comfortable and stylish — whatever the weather.

*Because true comfort begins when you don't have to adapt.
It's the house that adapts to you.*

The **AluTherm collection** is a manifesto of independence. For women who lead active lives and expect their home to be fully prepared. Always ready to embrace the challenges. No excuses.

These doors are **like a high-tech insulated jacket**: on the outside, a shield that repels rain and wind; on the inside – natural wood that retains heat. The hybrid construction means they don't need an overhang. They simply work, regardless of the weather's whims.

Here, engineering meets emotion. Models inspired by the vintage aesthetics show that modernity can be classic. It's like a technical jacket with a retro cut — beauty that goes hand in hand with functionality.



THE DOOR IN AN ALUMINIUM CLADDING DOES NOT REQUIRE AN OVERHANG.

*AluTherm is a straightforward choice.
You don't have to choose between design and durability.*

It's the house that adapts to you, not the other way round.



All doors in this collection are available in 24 ecological colours from the CAL palette. You can choose also any colour from the RAL and NCS palette.



The door does not require an overhang.

CAL door standards:



Thermo



Arctic



Presenta



CPH Component



SILENT



SAFE



The door does not require an overhang.



Project 43/1/26-I | Model: Nanoaktyn | Colour: AR-RAL3015-FS (aluminium cladding)

Features:



RC2 security class



Triple glazed P4 class IGU



Three-point lock



Low profile threshold






View the entire Alutherm Collection

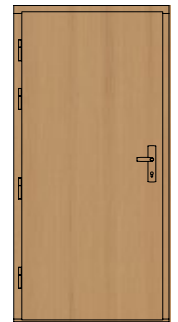


Door standards available



Megalit

- Aluminium cladding (AR-RAL1023-FS) 
- Jupiter half-set handle (F8-black) 
- Concealed pull handle (RAL 9005) 



Inner, wooden side – available in any colour




Alutherm

The warranty is valid also without an overhang.



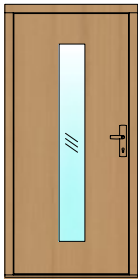
Door standards available
T
A
P



Door standards available
T
A
P
CPH
SILENT
SAFE



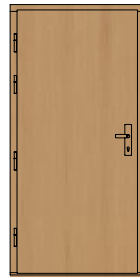
Door standards available
T
A
P



Nanoaktyn

- Aluminium cladding (AR-RAL3015-FS)
- PROFILO-02 pull bar (black)
- Jupiter Solo handle (F8-black)
- P4 antiburglary glass
- Hinge covers (F8-black)

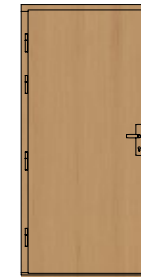
Inner, wooden side
– available in any colour



Decyuran

- Aluminium cladding (Alu Decor Mat | Wood-like Golden oak)
- PROFILO-02 pull bar (black)
- Jupiter Solo handle (F8-black)

Inner, wooden side
– available in any colour



Megakiur

- Aluminium cladding (AR-RAL3005-FS)
- Concealed pull handle (RAL 9005)
- Jupiter half-set handle (F8-black)

Inner, wooden side
– available in any colour

Standard option Extra-cost option

The warranty is valid also without an overhang.



Door standards available

T
A
P



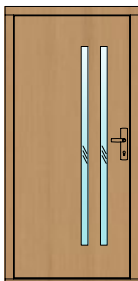
Door standards available

T
A
P



Door standards available

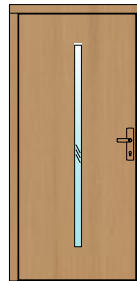
T
A
P
CPh
glenn
safe



Dekasuw

- Aluminium cladding (AR-RAL7016-FS) S
- Jupiter handle (F6-stainless steel) C
- P4 antiburglary glass S
- Hinge covers (F6-stainless steel) C

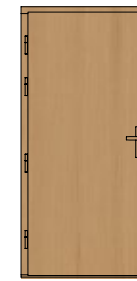
Inner, wooden side
- available in any colour



Zeptolnox

- Aluminium cladding (AR-RAL5003-FS) C
- Jupiter handle (F6-stainless steel) C
- Metal inlays (F6-stainless steel) S
- P4 antiburglary glass S
- Hinge covers (F6-stainless steel) C

Inner, wooden side
- available in any colour



Megacal

- Aluminum cladding (AR-RAL9011-FS) C
- Q10 pull bar (F6-stainless steel) C
- Jupiter Solo handle (F6-stainless steel) C
- Hinge covers (F6-stainless steel) C

Inner, wooden side
- available in any colour



The warranty is valid also without an overhang.



NEW

Door standards available

- T
- A
- P



NEW

Door standards available

- T
- A
- P
- CpH
- SLIM
- SAFE



NEW

Door standards available

- T
- A
- P

Raised inner panel(s) available at an extra cost.




Inner, wooden side – available in any colour

Brisbane Alu

- Aluminium cladding (AR-RAL6005-FS) ●
- Verona handle (F8-black) ●
- Verona rosette (F8-black) ●
- P4 antiburglary glass ●
- 2-cylinder lock ●
- Hinge covers (F8-black) ●

Raised inner panel(s) available at an extra cost.

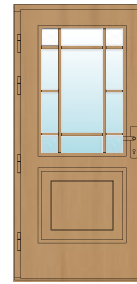


Inner, wooden side – available in any colour

Lhotse Alu

- Aluminium cladding (AR-RAL1013-FS) ●
- Verona handle (F8-black) ●
- Verona rosette (F8-black) ●
- 2-cylinder lock ●
- Hinge covers (F8-black) ●

Raised inner panel(s) available at an extra cost.



Inner, wooden side – available in any colour

Wiktoria Alu

- Aluminium cladding (AR-RAL3011-FS) ●
- Verona handle (F8-black) ●
- Verona rosette (F8-black) ●
- P4 antiburglary glass ●
- 2-cylinder lock ●
- Hinge covers (F8-black) ●



Alu-Vintage

NEW



Door standards available

T

A

P

CPH

silent

safe

Raised inner panel(s) available at an extra cost.



Inner, wooden side – available in any colour

Manaslu Alu

Aluminium cladding (AR-RAL70165-FS)

Skobella pull bar


Hammered brass matte



The hybrid, alu-wood door does not require an overhang!



Outer aluminium cladding
Alu-wood door (Alutherm Collection)



The colour of the door on the inner side: clear varnish oak
Alu-wood door (Alutherm Collection)

GO Hybrid!

Synergy of materials!

Hybrid door – wooden door clad with quartzite slate, quartz sinter or aluminium.
Pick an external cladding for the Presenta standard door.



Quartzite slate
Burning Forrest




Quartzite slate
K. Black



Quartz sinter
Concrete Satin


Cladding in JAGIENKA Presenta doors

Cladding material	Cladding type	Cladding sheet size	Remarks	Cost
Quartzite slate	K. Black	Maximum Width: 1220mm Maximum Height: 2440mm	Quartzite slate clad selection - due to its uniqueness - based on three photos to be accepted before placing the order. (NOTE: does not apply to glazed doors/panels.)	On request. Ask your retailer for more details.
	Burning Forrest			
	S. White			
	Copper			
Quartz sinter	Oxide Perla	Maximum Width: 1000mm Maximum Height: 2500mm	Price per one side of the leaf	
	Oxide Nero			
	Concrete Satin			
	Oxide Bruno			
Mirror on a leaf/ passive leaf	1) Mirrors mounted on the door slab may curve. It might cause distortions of the image. 2) Available with a wood door frame or a door frame in an aluminium cladding. 3) The repair service of a broken mirror is possible only in a manufacturing plant. In the case of the door leaf, it should be taken off the hinges and returned to the factory. Broken mirror cladding on the passive leaf will additionally require the dismantling of the unit from the wall opening. 4) A mirror in a sidelight is available only in doors opening inwards. Alternatively, a lock should be changed from AV3 to M2.1			
Aluquartz	Quartz sinter as above. Aluminium according to the Aluron palette.			

Due to the printing technique, colour differences may occur between the website illustrations, samples available in the sample books, and the sinter that the customer will actually receive. 




Quartz sinter
Oxide Perla



Quartz sinter
Oxide Nero




Quartz sinter
Concrete Satin



Quartz sinter
Oxide Bruno



Quartzite slate
K.Black



Quartzite slate
Burning Forrest



Quartzite slate
Copper




Quartzite slate
S. White

Custom-made doors

For years CAL has been designing and building custom-made wooden exterior doors. We can fulfill practically all your needs offering a wide range of styles for all project types, or you can choose from our bespoke service, where construction, glazing, size, finish, etc., can be fully customized. You can have any CAL door you can dream of... Unique, wooden, and only yours.



Project 50/1/26-1
Model: Vienna | Standard: Presenta |
Configuration: Single Door with Transom |
Colour: Old Oak | Glazing: Clear Glass (SDL) |
Handle: Solid



Project 50/2/26-1
Model: Custom-Made | Standard: Thermo |
Colour: Bongossi Oiled (oak) | Glazing: Clear
Glass | Handle: Jupiter




Project 50/3/26-1
Model: Gulbin | Standard: Thermo | Colour: RAL 9016 (oak) |
Glazing: Clear Glass | Handle: Verona



Model: Darwin | Standard: Thermo | Colour: RAL 5005 (oak) |
 Configuration: Single Door with Two Sideights |
 Glazing: Clear Glass (SDI) | Handle: Diva

Project 51/1/26-I



Model: Agawa | Standard: Presenta | Door Panel Colour: Oiled (knothy oak) |
 Door Frame Colour: RAL 9005 (oak) | Glazing: Dark Grey Glass |
 Pull Handle: Square-Edge Pull Bar, Single-Sided, Angled Posts, 1000 mm, Black

Project 51/2/26-I



Model: Wilkoria | Standard: Thermo | Colour: Winchester (knothy oak) |
 Glazing: Clear Glass (SDI) | Grilles: Viennese
 Glazing Bars 27 mm x 13 mm | Handle: Diva

Project 51/3/26-I



Model: Custom-Made | Standard: Thermo | Colour: Anthracite (oak) |
 Glazing: Sandblasted Glass w/ Pattern | Handle: Solid

Project 51/4/26-I



Model: Kingston | Standard: Thermo | Colour: RAL 6027 (oak) |
 Configuration: Single Door with Left Sidelite |
 Glazing: Clear Glass | Handle: Jupiter

Project 51/5/26-I



Model: Custom-Made | Standard: Comfort |
 Colour: Winchester (oak) | Handle: Jupiter

Project 51/6/26-I



Project 51/7/26-I

Model: Custom-Made | Standard: Thermo | Exterior Colour: RAL 7034 |
 Interior Colour: RAL 9016 |
 Glazing: Reflective Brown Glass |
 Handle: Solid


The Colours of Your Door

Sleek and functional doors. Precisely the way you want them to be. Real and well-designed, with a unique grain of natural wood. Superior protection with ecological coatings - woodstained, oiled, or painted.

You can easily find the right colour to add your personal touch to the project or to match the facade's appearance and the building's architecture, as well as other components, such as PVC windows or metal garage doors.

You are choosing wood, a natural material. Due to the printing technique, the colours shown in the catalogue may differ from the actual colours. It is recommended to consult your dealer before the purchase. Due to the variety of structures and colours, there may be differences between the finished product and the colour chart sample. The differences in shades of particular door elements, knots or structure cannot give any grounds for a complaint. They create the unique character of the raw material that wood makes.

Oiled oak



Clear Oiled

Winchester Oiled


Bongossi Oiled

Bleached Oiled


Anthracite Oiled

Green Oiled

Stained oak



Teak



Dark teak



Bleached



Old oak




Winchester



Clear



Golden oak



Walnut



Red



Berkeley | Yellowish




Burgundy



An advanced system of varnish coatings that meets the most rigorous UV- and humidity-resistance standards. Your guarantee that the door will age gracefully, maintaining its properties for years (see p. 56).

Painted oak



RAL 7016 Anthracite

RAL 6034 | Bluish

RAL 6021 | Greenish

RAL 7044 | Greyish


RAL 9016 White



RAL and NCS colour palettes

When you choose a colour from the RAL or NCS palette, for an extra charge, you can have your door painted in almost any colour in the world.

Stained pine



Teak

Walnut



Each piece of wood is unique. It has its own grain pattern which adds character to your real door. No two veneers look the same which makes each CAL door an exceptional work of nature. You will enjoy its richness.

Door glazing

What will you get at the regular price ?

- Energy Efficiency - triple glazing with the use of Low E glass, Warm Edge Spacers, Argon-filled IGUs (DGU for the Comfort collection)
- Safety & Security - IGUs with laminated safety glass. CAL laminated glass is manufactured by bonding together two sheets of 4mm panes using four 0.38mm PVB interlayers. It is highly manual attack-resistant glazing that will provide adequate protection even when broken. Another significant feature is that if the glass breaks on impact, the pieces will remain bonded to the interlayer, minimizing the risk of injury from flying glass.
- UV protection - solar control glass, like through-tinted, reflective, and selective g-value panes, will reduce the light transmission and control glare

What type of glazing is available as an extra option ?


The one that includes:

- decorative ornamental glass,
- stained glass,
- sandblasted or frosted glass,
- divided lights: muntins, grilles between glass (GBG), true divided lights (TDLs), simulated divided lights (SDLs)
- A one-way mirror limits the visibility from the outside to the inside! It allows to create a high privacy rate inside your home but doesn't limit the visibility from the inside. Note: the better the light to dark contrast, the better the one-way mirror works. When the light on both sides is about the same, the effect is less visible. It is worth knowing that a one-way mirror may distort the reflection.



P4 antiburglary class 2-chamber IGU is a standard in CAL Thermo, Arctic, Presenta and CPH Component doors.

Choose the type of glass




Frosted laminated glass

Clear glass

Reflective brown glass

Reflective graphite glass



Acid-Etched glass

Sandblasted glass w/ clear stripes

Dark grey glass

Stained glass

Take Care of Your Door

Tips for the construction time

- Consider installing a temporary door during construction.
- Install doors after the wet construction work has been completed and the rooms have dried out. Leave the rooms open, let them breathe. Do not keep them closed all the time. Ventilate systematically. The first winter, when the house is still damp and construction moisture is being released, is crucial.
- If possible, designate 1 door (not a CAL door) as the primary door for trades. Don't let the CAL door be used as a thoroughfare for building crews, and ideally, don't give keys to random people - you won't have to change the locks when construction is finished.
- Keep your doors clean, especially at this stage (drywall dust is particularly bad). Use the care products recommended by the manufacturer. Use cotton cloths for cleaning. Be mindful that microfiber damages the lacquered coating. Do not use aggressive chemicals or solvents.
- Secure the door for the time necessary to carry out the finishing work around it. Your handcrafted door is an exceptional product, made almost entirely of wood. As such, it is a product that breathes and will absorb and release moisture during and after construction. Care should be taken to reduce the amount of exposure to trades and construction materials (drywall, paint, concrete, etc.) that will release large amounts of moisture into the building. Suitable materials should be used to protect the door during finishing - no longer, however, than for a few days.
- Use cleaning materials that do not react with water-based paints and stains. After removing the protection, take a close look to see if there is any damage that the crew leaving the building site did not tell you about.

Care

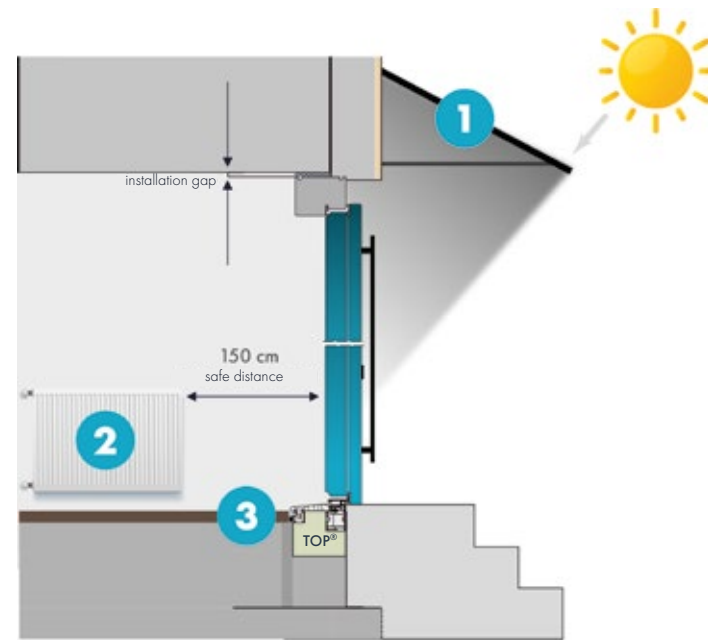
Exterior doors require regular care. This applies both to traditional, varnished doors and oiled doors. We recommend our professional door care products: Ottimo Door Care for varnished doors and Osmo for oilwaxed doors.



OSMO spray solution for everyday cleaning.
OSMO Natural Oil Woodstain for maintaining and restoring. Coverage 16m²/L



Ottimo Door Care set for varnished CAL doors



1. Door Overhang

Exterior doors need to be installed in a part of the wall that has been set back (in a niche). All doors which do not belong to the Alutherm collection should be covered with an overhang. An overhang protects the door against water flowing down the wall and secures it against the flooding of the floor in the vestibule. An overhang is not a must for doors with an aluminium cladding, but it is a practical solution.

IMPORTANT! The bottom edge of the overhang should be no higher than 50 cm above the door. The minimum depth of the overhang should be 100 cm. The overhang should extend at least 25 cm beyond the side edges of the door.

2. Heat source

The minimum distance between the radiator and the door should be 150 cm.

3. Installation

Installation in wall openings is possible upon the completion of internal wet trades, such as masonry, rendering, plastering, and flooring, and ensuring the rooms have been dried to an air humidity of 30-60%.

Doors to Serve You for Years

You want the doors of your house not only to be reliable, but also to look beautiful for many years to come. We understand that perfectly. That is why we can suggest a few solutions for you that will definitely improve their lifespan



Passive thermal threshold with TOP®



Thermal threshold with TOP®

Thermal Sub-sill Protection - TOP®

TOP® – ensures sound foundation and reliable installation of the door. At the same time, eliminating thermal bridges contributes to reducing heating consumption in the house.

TOP® Standard maximum size (LWH): 2950mm x 93mm x 80mm

TOP® PRESENTA maximum size (LWH): 2950mm x 55mm x 80

TOP® EXTRA length up to 1830mm, increased by every 100mm. It can be cut to obtain any height within this range.

XL 200 mm H

XXL 300 mm H

XXXL 400 mm H



ISO-BLOCO HYBRATEC 85/6-40

It is a multifunctional joint sealing tape with an integrated sealing foil, designed for fast installation of the door.



ISO-CONNECT Vario SD Complete duo version

It is a universal 100mm wide foil, suitable for sealing both internal and external door connecting joints. All-over adhesive layer plus an adhesive strip to secure the fix and fill foam.



“Comfort plus” reinforcement

An even greater stability of the leaf! Additional structural reinforcement recommended when installing doors in places particularly exposed to temperature and humidity changes.

An extra-cost option

It needs to be noted that polyurethane foams and other insulation materials are not designed for mounting doors but solely for filling and insulating the gaps between the door frame and the wall.

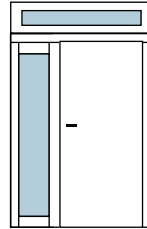
Institute of Construction Technology (ITB) – Manual 421/2016

Glazing – Your big entry.

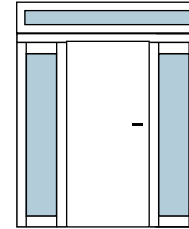
Glazing options designed to suit you.

We will work any space. We will provide a fully integrated, insulated and secure solution.


Glazing combination options



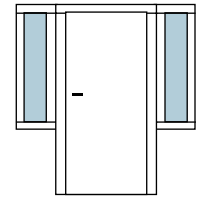
Door with a sidelight and a transom



Door with two sidelights and a transom

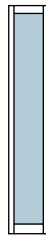


Door with two sidelights and an arched transom




Door with flag sidelights

N-type sidelight options



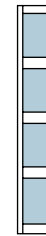
Type N1



Type N2



Type N3




Type N4


T-type sidelight options



Type T1



Type T2



Type T3



Type T4

Thermal parameters certificate:



Very warm
Triple glazed IGU
 $U_g = 0.5 \text{ W/m}^2\text{K}$



Resilient and safe
P4 security glass can resist an impact by a five-kilogramme hammer



Reflective glass



Warm edge spacer,
black or grey

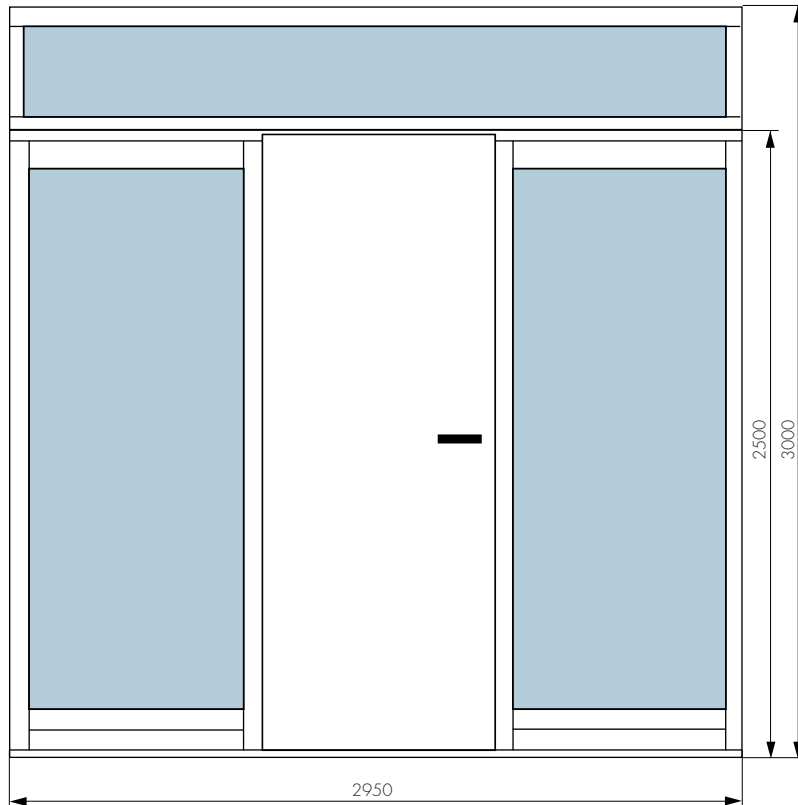


Thermal parameters certificate
meeting the requirements of the 'fit for 55' EU package

Extra cost option:



Certified RC2 class



GLAZING DIMENSIONS

	min [mm]	max [mm]
Door width with a single sidelight	1218	2020
Door width with two sidelights	1406	2950
Door height without a transom	1850	2500
Transom height	216	916

Note: The dimensions apply to the Thermo door system.

Sidelight structures



ⓘ P4 antiburglary class is a standard option in CAL glazing. Sidelights and transoms meeting RC2 class requirements are available at an extra cost.

Other options

- Cladding types

- Glazing types:

- Frosted glass
- Clear glass
- Sandblasted glass
- Dark Grey glass
- One-way mirror*

*A one-way mirror in the sidelights or the leaf may distort the image.

Doorstop

The doorstop serves to limit the opening of the leaf and protect it against hitting the wall or, in extreme cases, breaking the leaf or the door frame. Install in accordance with the manufacturer's instructions, not closer than at a distance of 2/3 of the leaf's width from the hinges' axis.



Door closer with hold open arm

Supports the operation of the door; helps to open it; prevents the door from being torn out from its frame in windy conditions; limits a too wide opening; allows to block the open leaf as you carry goods into the house.



A handle or a pull bar ?



CAL Basic handle
finish: stainless steel, black



CAL Primary handle
finish: stainless steel, black



JUPITER handle
finish: F4, F6, F8



VERONA handle
finish: F4, F8




SOLID handle
finish: F6, F8

Finish:

-  F4 old gold
-  F6 stainless steel
-  F8 black

Handles dedicated to one-sided pull bars




JUPITER SOLO handle
finish: F6, F8



JUPITER half-set handle:
lever inside & ring escutcheon outside
finish: F6, F8




JUPITER half-set handle
lever and an electric switch inside & ring escutcheon outside
finish: F6, F8



JUPITER SOLO handle
Electric switch available
finish: F6, F8



VERONA SOLO handle
finish: F8



SOLID SOLO handle
finish: F6, F8

Brass, stainless steel and powder-coated pull bars

🔒 Fingerprint reader, eKey dLine and Unilock compatible



CLASSICO pull bar stainless steel / black

Straight/angle fix
Ø34

Length: 500/800/1000/1200/1500/1700 mm

Extra-cost options:

- Visible or hidden push-button
- eKey dLine fingerprint reader
- LED backlight (auto on/off)



PROFILO-02 C Rectangular pull bar stainless steel / black

Straight
40x20 mm

Length: 500/800/1000/1200/1500/1700 mm

Extra-cost options:

- Visible or hidden push-button
- eKey dLine fingerprint reader
- LED backlight (auto on/off)

Finish:



F4 old gold



F6 stainless steel



F8 black



PROFILO-02 Rectangular pull bar stainless steel / black

Straight/angle fix
40x20mm

Length: 500/800/1000/1200/1500/1700 mm

Extra-cost options:

- Visible or hidden push-button
- eKey dLine fingerprint reader
- LED backlight (auto on/off)



LINEA-01 Round pull bar stainless steel / black

Straight/angle fix
Ø34

Length: 500/800/1000/1200/1500/1700 mm

Extra-cost options:

- Visible or hidden push-button
- eKey dLine fingerprint reader
- LED backlight (auto on/off)

Hinge covers



F4 old gold



F6 stainless steel



F8 black

Other accessories



chrome, brass, black



NEW!

Skobella Lever/Pull Handle

① Fingerprint reader, eKey dLine and Unilock compatible



Skobella Lever/Pull Handle (brass)

The whole set consists of a pull handle with a lever.

- The available finishes: raw, powder-coated, galvanized

length 416.8 mm



Black nickel (gloss)



Polished brass (gloss)



Antique brass (matte)



Hammered brass (matte)



Black (matte)



Brushed nickel (matte)



Push button in the pull bar



Cut-off switch



eKey dLine fingerprint reader in escutcheon

Hinge covers

set = 8 pcs, ø20, ø18



Black nickel (gloss)



Black (matte)



Hammered brass (matte)



Polished brass (gloss)



Antique brass (matte)



Brushed nickel (matte)

Door casings

An ideal solution even during door replacement

Exterior casing



With a plywood panel trim

- Plywood panels in the colour of the door. Width: 100 to 300 mm.
- Extension jamb depth: 55-305 mm.
- Maximum length of the vertical and horizontal panel: 2480 mm.

For the door opening outwards, the thickness of the required door frame jambs is 88 mm.

With a solid wooden trim

- Trims: 80 mm; 90° - Butt Joint
- Extension jamb depth: 55-305 mm
- Maximum door frame height: 2500 mm
- Maximum door frame width: 2500 mm

For the door opening outwards, the thickness of the required door frame jambs is 88 mm.

Interior casing



Solid wooden trim Oak or pine

- Trims: 80 mm; 90° - Butt Joint
- Extension jamb depth: 55-305 mm
- Maximum door frame height: 2500 mm
- Maximum door frame width: 2500 mm

Exterior casing



Decorative wooden elements for solid trims:

- Crown height: 132 mm
- Maximum width: 2500 mm, łączenie nad naświetlami
- RETRO trims: 80 mm with milled sections; maximum height including the skirting board: 2500 mm, skirting board: 93x138 mm
- Extension jamb depth: 55-305 mm

For the door opening outwards, the thickness of the required door frame jambs is 88 mm.

Interior casing



Wooden, decorative elements:

- Opera Victorian Trim
- RETRO trims: 80 mm with milled sections
- Wooden decorative elements as specified in the Interior Doors Catalogue.

For the door opening outwards, the thickness of the required door frame jambs is 88 mm.


Price as stated in
the individual quote

View the Interior
Doors Catalogue



Smart Home in a natural setting

No more digging through your bag or pockets



Your finger is the key. Open the door with one touch.

ekey dLine fingerprint reader

You have the safest key in the world always on you. Open the door with one touch.

The system learns your fingerprint for reliable performance and accurate recognition of household members.

Compatible with the pull bar push button and the interior cut-off switch (electronic day function)



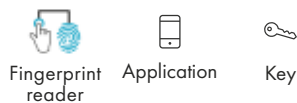
An investment into daily comfort.

ekey Binox application for smartphones running Android 9.0 or later or iOS 14 or later, a built-in Wi-Fi gate

- Installed in pull bar
- Installed in Skobella escutcheon
- An eAV4 Winkhaus lock with wiring, a 24V DC 60W transformer power supply, and a cable entry (see p. 69 for more information)



Control Options:



Technical data:

- Number of users:** 20x4 fingers
- Power supply:** 24V DC
- Temperature range:** -25 to +75 °C
- Dimensions:** 22.3x46.8 mm
- Colours:** Black/Stainless Steel
- Installed:** on door panel or in the pull bar
- Compatible with the Winkhaus eAV4 lock**



More information:

www.smartdom.eu/ekey-dline/

EAV4+ WINKHAUS

Remote control. Peace of mind.



You're not sure if you locked the door? Just check the app. Unlock the door for your child while you're at work. The EAV4+ system automatically bolts the door each time you close it.

Compatible with the pull bar push button and the interior cut-off switch (electronic day function)

Control Options:



Technical data:

- Number of users:** up to 100
- Power supply:** 24V DC
- Temperature range:** -10 to +55 °C
- Dimensions:** N/A (the system is hidden inside the door)
- Installed:** in lock motor
- Compatible with the Winkhaus eAV4 lock**



More information:

www.winkhaus.pl/pl/produkty/stv/elektryczne/bluematic-eav4



Your finger is the key



Voice assistant



Remote opening



Push notifications



Access schedule



Weather resistant



System for future extension



Opening the door with an application



Push notifications



Access schedule



Group creation



Weather resistant



Sending a digital access code to the phone




Door opening indicators



A spoken alert when the door is opened



sorex



U-TOPIC

Unilock Sorex

Comfort designed for both family and business needs

A perfect choice for large families or modern rental apartments. Children can unlock the door with a fingerprint, guests use time-limited codes, and you stay in full control via the app. The robust stainless steel and glass construction build ensures long-lasting performance and a refined look.

Compatible with the pull bar push button and the interior cut-off switch (electronic day function)



Fingerprint reader



Keyboard



Application



RFID



Remote control unit



Key

Control Options:

Professional performance with no concessions

Unilock Sorex fingerprint reader
SOREX SmartLock app for smartphones running Android 4.4 or later or iOS 13 or later; a built-in Wi-Fi gate

- Wi-Fi gate
- Wall flush-mounted box
- An eAV4 Winkhaus lock with wiring, a 24V DC 60W transformer power supply, and a cable entry (see p. 69 for more information)

Technical data:

Number of users: up to 100 fingerprints

Power supply: 24V DC

Temperature range: -30 to +60°C

Dimensions: 40x85.5 mm

Colours: black

Installed: on door panel

Compatible with the Winkhaus eAV4 lock



More information:

www.smartdom.eu/ekey-dline/



Your finger is the key



Voice assistant



Remote opening



Push notifications



Access schedule



Weather resistant

U-Topic Intelligent home features - perfect for retrofitting



Want a smart home but worried about having to chisel into your walls? The U-Topic retrofit motor turns your existing lock into a smart system in just a few minutes.

Equipped with a built-in battery. No cabling needed.



Inox colour

Black colour



Fingerprint reader



Wireless keypad



Application



Remote control unit



Handle



Key

Control Options:

U-Topic rechargeable motor cylinder
U-Topic-ready cylinder & App
Application for smartphones running Android 9.0 or later or iOS 15 or later

Additional wireless steering devices:

- Wi-Fi Module
- Keypad
- Fingerprint Keypad
- Radio Remote Control
- Auto-Locking Module
- Smart Home Integration Module

Technical data:

Number of users: up to 100 fingerprints, 6 passwords

Power supply: a built-in battery chargeable with a standard phone charger

Temperature range: NA (installed inside the apartment)

Dimensions: Cylinder Ø 52x70 mm

Colour: black/stainless steel

Installed: on the cylinder's key side, located inside the house

Compatible with all mechanical locks that CAL delivers



More information:

www.drzwi-cal.pl/pliki-do-pobrania-2/#inne



Your finger is the key



Voice assistant



Remote opening



Push notifications



Access schedule



Sending a digital access code to the phone



Automatic closing

Winkhaus Multipoint Door Locking Systems




M2.1

Key Turn Activated Multipoint Locking System.

Other features:

- Lever or Key operated
- Three points of locking
- Contact pressure adjustment in a striking plate
- Suitable for double doors
- 92mm PZ Centres
- Tested to RC2

It is standard in Thermo and Comfort door systems.



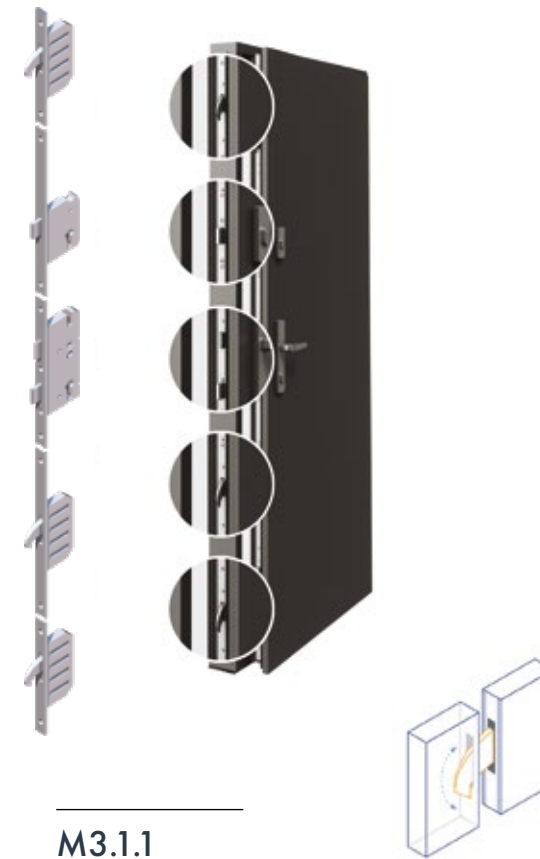
M2.1.1

Key Turn Activated Multipoint Locking System with the additional upper standalone Euro Profile Deadlock.

Other features:

- Lever or Key operated
- Four points of locking
- Contact pressure adjustment in a striking plate
- 92mm PZ Centres
- Tested to RC2

Option available with a surcharge.



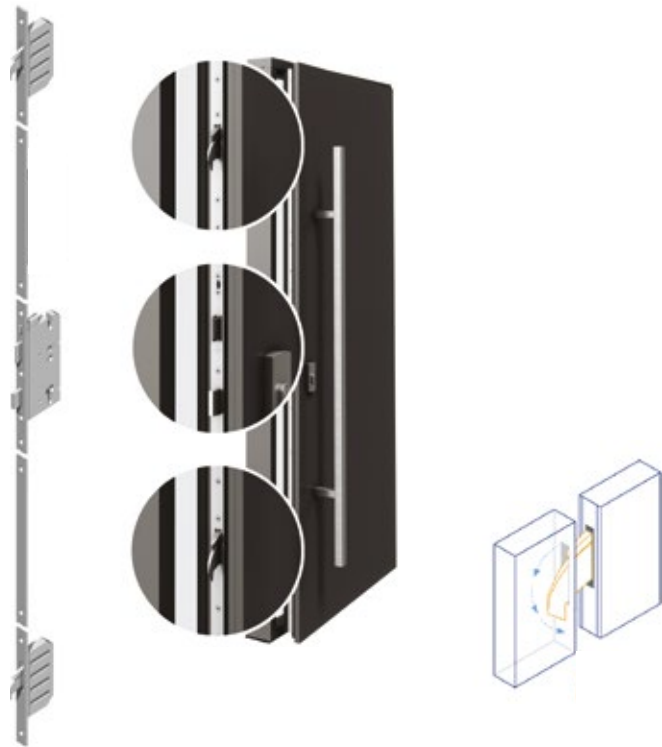
M3.1.1

Key Turn Activated Multipoint Locking System with an additional upper standalone Euro Profile Deadlock.

Other features:

- Lever or Key operated
- Five points of locking
- Contact pressure adjustment in a striking plate
- 92mm PZ Centres
- Tested to RC2-RC3

Surcharge-free in the RC3 door system.




AV4D

Security. Tight seal. Convenience. In brief: the Automatic Multipoint Locking System. Self-locking via magnet technology in the frame.

Other features:

- Manual locking of the deadbolt / a complete system possible via profile cylinders
- Easy unlocking by Lever or Key
- Three points of locking
- Contact pressure adjustment in a striking plate
- Suitable for double doors
- 92mm PZ Centres
- Tested to RC2

It is standard in Arctic, Presenta, and CPH Component door systems.



EAV4

The EAV4 lock is not only capable of self-locking mechanically, but it can also unlock them with motorized door openers. Can be operated by all potential-free opening media such as a fingerprint, a smartphone app, or other devices such as an intercom, alarm systems, etc.

Other features:

- Manual locking of the deadbolt / complete system possible via profile cylinders
- Easy unlocking from inside by Lever, Cylinder, or Electric Means
- Three points of locking
- Contact pressure adjustment in a striking plate
- Suitable for double doors
- 92mm PZ Centres
- Tested to RC2



blueMatic EAV4+

The transmitter installed in the EAV4 lock motor housing allows you to operate the locking system using the Door Control app for Android and iOS (p. 64).

EAV4 lock supplied with cabling, a door loop and a 24V 2.5A DIN power pack to be installed in the junction electrical box. The door loop leads the cables out at 1.2m on the hinge side.


The catalogue is just an inspiration

Find more door models at www.drzwi-cal.pl and in our [online ordering platform](#).

Find a model for you!



Megahel



Zbyszko



Lhotse 2s




Garbaś



Dragon 2s



Manaslu 1s



Mszczuj 4s



Hobart



Sunbury



Okrągłe



Powała



Nigra



Guardian of peace

Transition door Garage-House

Because protecting your family shouldn't mean settling for a technical compromise.

Why do you need it?

- **Fire shield (EI30 Ready):** A specialist Halspan board combined with a system of intumescent seals gives you protection against fire and smoke — essential in an era of electric bikes, scooters, or hybrid and electric cars.
- **The Last Line of Defence:** A garage is often the weakest point for a burglar. A three-point multipoint lock provides an additional barrier against unwanted intruders.
- **Clean Air and Quiet:** Double sealing with a drop-down seal keeps exhaust fumes and engine noise outside your garage.

Door with a concealed door frame / Door with a flush wooden door frame (concealed hinges)

The “peace of mind” package

(included in the standard price):



Fire-resistant reinforcement
EI30 ready + an intumescent seal



M2.1 threepoint multilock
For your safety



Drop-down seal
Acoustic isolation and smoke-tightness



Leaf 58 mm

Uniform, Perfect Camouflage (Aesthetic Choice)

Forget about clunky steel doors. From the corridor side, the “Guardian of Peace” can look identical to the other CAL interior doors.

- **The same oak veneer** the same embellishments and colours
- **Concealed technology:** A possibility of installation on the concealed aluminium door frame or inside the panel casing of the wall
- **Flexible opening options:** flush doors that can open in the traditional or reverse direction — adjust them to the flow of movement in your home.

Door with an Eclisse concealed door frame	Door with a wooden door frame (concealed hinges)
Option	Option

	Technical parameters		Dimensions				Locks				
	Thermal transmittance coefficient U_g [W/m ² K]	Security Class (RC)	Leaf thickness [mm]	Jamb size (Width x Thickness) [mm]	Door frame size (Height x Width) [mm]	Rough opening size (Height x Width)	S - Standard Option O - Extra-cost option				
							M2.1	M2.1.1	M3.1.1	AV4D	EAV4
Thermo	0.9-1.17	RC2	78-90	105x65	2099x1030	2120x1060	S	O	O	O	O
Arctic	0.58-1.06	RC2	90-102	105x65	2099x1058	2120x1090	S	S	O	S	O
Presenta	0.81-1.07	RC2	90	90x88	2120x1089	2140x1120	S	S	O	S	O
CPH	0.68-0.76	RC2	90-102	105x65	2099x1058	2120x1090	S	S	O	S	O

Extra-cost options

Made to measure (extra-cost option)	
Jamb(s) thickness 78 mm/80 mm/88 mm oak/oak veneer	O
Jamb(s) thickness 70 mm/80 mm/88 mm pine	O
Height 1850 mm - 2099 mm (every 10 mm)	S
Height 2110 mm - 2200 mm (every 10 mm)	O
Height 2210 mm - 2500 mm (every 10 mm)	O
Custom width (maximum door frame opening width: 1000 mm)	O
Door cutting	S
Double-leaf door, Passive leaf up to 80'	O
Double-leaf door, Passive leaf up to 90'	O
Arched flush door, 78 mm thick	O
Sidelight	O
Additional field (integrated glass unit) in the sidelight	O
Transom	O
Arched Transom (Full, Segmented, Elliptical)	O

Custom Finishes (extra-cost option)	
RAL/NCS oak and oak on pine	O
RAL/NCS pine	O
Dual-colour RAL / wood stain finish	O
Door frame in a different colour than the leaf	O
Knotty oak veneer	O
Changing the grain direction from vertical to horizontal	S
Aluminium cladding for the door frame	O
Frame/Leaf: Different Colour	O
Door frame and two glazing units in a colour different from the leaf	O

Glazing (extra-cost option)	
Reflective brown	S
Reflective graphite	S
Clear	S
Frosted	S
Decor Matte	S
Dark Grey	S
Sandblasted w/clear stripes	O
One-way mirror*	O
Tiffany-style glass	O
Tiffany glass	O
Changing IGU position	O
Grilles Between Glass (GBG)	O
Viennese Glazing Bars 27mmx13mm	O

Note: one-way mirror glass may distort the reflection.

(Viennese bars, measuring 27×13 mm, are attached to the interior and exterior of the door's glass with high-strength adhesive, ensuring both sets are aligned. A spacer bar is placed within the IGU between the panes, positioned directly behind the exterior bars for precise alignment)

Decorative elements (extra-cost option)	
Wooden frame (30×7 mm, holding the glass instead of stainless steel)	O
Milled sections omitted	S
Additional milled groove, U- or V-shaped	O
Milled sections in aluminium cladding	O
Painting stainless steel sheets black	O
Bottom panel (kick plate) stainless steel height ca. 130 mm	O
DIAMENT raised panel	O
Raised panel	O
Drip cap (Sintra type)	O
80×20 mm wooden drip cap	O

Additional casing elements	
80x20mm trims (full set)	O
60x20mm trims (full set)	O
80x12mm trims (full set)	O
60x12 mm trims (full set)	O
Quarter round (full set)	O
Oak extension profile	O
Pine extension profile	O
Interior door casing with 80/60 mm trim strips	O
Exterior door casing with a 100 - 300 mm plywood trim	O
Exterior door casing with a 80 mm solid wooden trim	O
Exterior crown	O
Decorative trims (milled, 80 mm) + skirting board	O

S - Standard option O - Extra-cost option

Contents

- 03 Exterior Door Configurator**
- 04 Selected Work**
- 08 How to Choose an Ideal Door**
- 10 Standards and Parameters**
- 12 Collections**
 - 12 Vintage
 - 24 Knight
 - 30 Kolora
 - 34 Idyll
 - 38 Musical
 - 42 Alutherm
- 48 Go Hybrid! Hybrid Doors**
- 50 Technical Information**
 - 50 Custom-made Doors
 - 52 The Colours of Your Door
 - 55 Door Glazing
 - 56 Take Care of Your Door
 - 57 Doors to Serve You for Years / Installation
 - 58 Glazing – Your Big Entry
 - 60 Door Accessories
 - 63 Door Casings (NEW)
 - 64 Smart Doors
 - 66 The Lock Matters
 - 69 Garage-House Transition Door (NEW)
- 70 Technical Parameters**

Additional equipment	
Electric strike*	○
Day-night latch (DR)*	○
Concealed door closer	○
Door closer hold-open device	○
Magnetic Contact Sensor	○
Deadbolt Position Switch	○
Inductive Hook Position Sensor	○

Note: requires a door closer; available in the Thermo door system

Claddings	
Sintered quartz	○
Quartzite slate	○
ALUquartz cladding	○

S - Standard option ○ - Extra-cost option



CAL prawdziwe drzwi
ZSB CAL Z. Cywiński i wspólnicy spółka jawna
ul. Piaskowa 5, 16-400 Suwałki
Phone +48 87 563 11 55
biuro@drzwi-cal.pl



GO ECO!



DON'T THROW AWAY THIS CATALOGUE.

Pass it on to your neighbour who also needs a great door!

If you have to dispose of this catalogue, make sure it can be recycled.

Throw it in a blue paper bin.

REMEMBER! Coated or plastic-covered paper from advertising brochures is not recyclable, so it should be disposed of with mixed waste.

The publication is valid as of April 1, 2026.

The information contained in the catalogue does not constitute an offer within the meaning of the Civil Code. You are choosing wood, a natural material. Due to the printing technique, the colours shown in the catalogue may differ from the actual colours. It is recommended to consult your dealer before the purchase. Due to the variety of structures and colours, there may be differences between the finished product and the colour chart sample. The differences in shades of particular door elements, knots, grain or structure cannot give any grounds for a complaint. They create the unique character of the raw material that wood makes. The illustrations, technical information, data, and descriptions contained in this publication were accurate at the time of going to print. We reserve the right (without prior notice) to make changes to the dimensions, technical parameters, equipment, and improvements of the products presented herein, arising from our continuous efforts to pursue improvement and development. Although every effort has been made to ensure that this publication contains complete and accurate information, we cannot be held accountable for any omissions or inaccuracies that may have appeared in it. Retail prices contained in this catalogue are average market prices in the basic colour palette with standard equipment. The present catalogue does not set selling prices. All retail prices listed in this catalogue are given in Polish zloties (PLN net). Errors in the prices listed in this catalogue cannot give any grounds for a complaint, including a legal complaint. Please read the installation instructions before you place the door in the door opening. Important! All CAL products are produced and equipped according to an individual order submitted by a consumer.